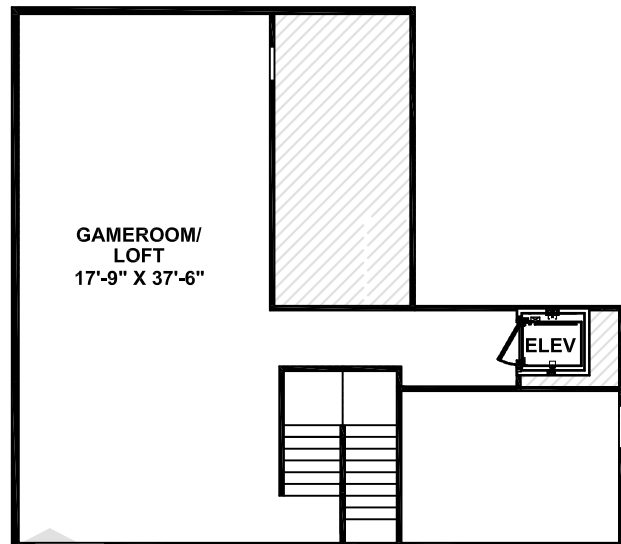
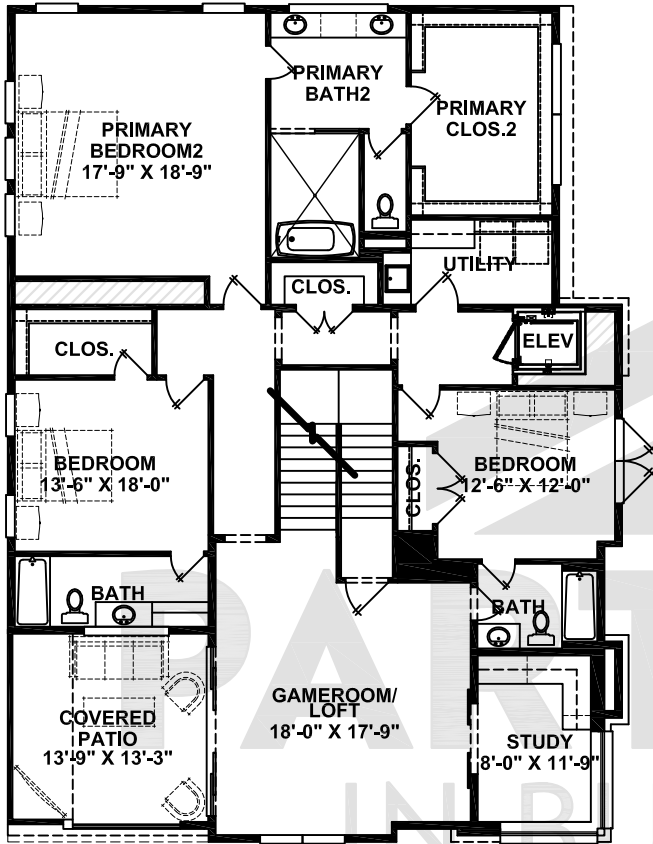


# PLAN 16474

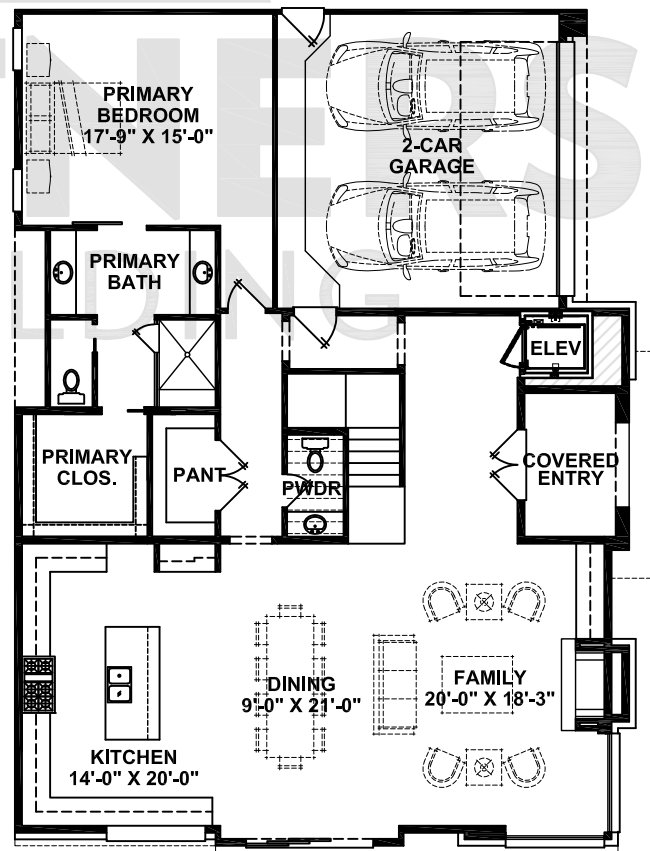
5066 SQ. FT.  
44'-0" x 59'- 3"



THIRD FLOOR



SECOND FLOOR



FIRST FLOOR



WINDOW PLACEMENT, ROOF LINE AND PORCHES MAY VARY BY ELEVATION. SQUARE FOOTAGE AND ROOM DIMENSIONS ARE APPROXIMATE. VARIANCES IN SQUARE FOOTAGE MAY OCCUR IN DIFFERENT ELEVATIONS OR WHEN SPECIAL FEATURES ARE SUBJECT TO CHANGE WITHOUT NOTICE. THESE PLANS AND SPECIFICATIONS ARE COPYRIGHTED AND MAY NOT BE USED WITHOUT THE EXPRESS WRITTEN CONSENT OF PARTNERS IN BUILDING, L.P. THIS COPYRIGHT NOTICE AND WARNING IS "COPYRIGHT MANAGEMENT INFORMATION" UNDER THE DIGITAL MILLENNIUM COPYRIGHT ACT, 17 U.S.C. §1202, AND IS UTILIZED TO PREVENT AND POLICE COPYRIGHT INFRINGEMENT. ©PARTNERS IN BUILDING L.P. 2015 DO NOT REMOVE OR MODIFY THIS NOTICE

